

Symmetrical Horn Antenna

SH-TP 5-90

SYMMETRICAL HORN ANTENNA WITH TWISTPORT CONNECTOR AND CARRIER CLASS PERFORMANCE

Symmetrical Horn Antennas offer excellent noise rejection and supreme scalability options. They have a symmetrical beam pattern, no sidelobes, and are extremely compact. SH-TP antennas are perfect for high-density AP clusters and radio co-location.

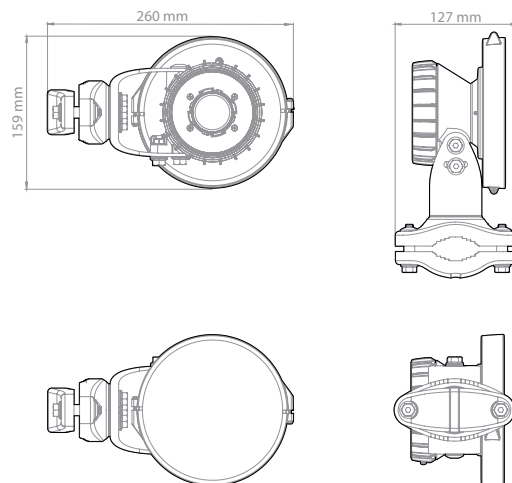
Symmetrical Horn TP Antennas feature our industry-changing TwistPort™ connector, a patent-pending quick-locking waveguide port. TwistPort™ is virtually lossless: there are no coaxial RF connectors or RF cables that cause significant signal loss. We offer a wide range of TwistPort™ Adaptors which allow you to connect the most popular 3rd party connectorized radios.



TECHNICAL DATA

Antenna Connection	TwistPort™ - Quick Locking Waveguide Port
Antenna Type	Horn
Materials	UV Resistant ABS Plastic, Polycarbonate, Polypropylene, Aluminium, Stainless Steel
Environmental	IP55
Pole Mounting Diameter	15-86 mm
Temperature	-30°C to +55°C (-22°F to +131°F)
Wind Survival	160 km/hour
Wind Loading	26 N at 160 km/hour
Mechanical Tilt	± 25°
Weight	1.5 Kg / 3.3 lbs – single unit 1.9 Kg / 4.2 lbs – single unit incl. package 20.2 Kg / 44.5 lbs – carton (10 units)
Single Unit	Retail Box: 16.5 × 19 × 31.5 cm

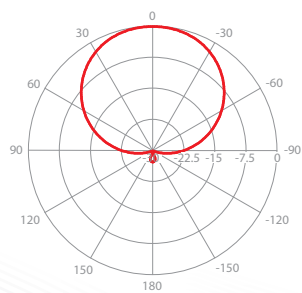
PRODUCT DIMENSIONS



PERFORMANCE

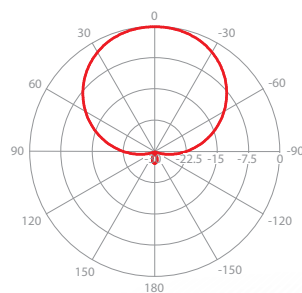
Frequency Range	5180 - 6400 MHz
Gain	10 dBi
Azimuth Beam Width -3 dB	H 67° / V 67°
Elevation Beam Width -3 dB	H 67° / V 67°
Azimuth Beam Width -6 dB	H 90° / V 90°
Elevation Beam Width -6 dB	H 90° / V 90°
Front-to-Back Ratio	28 dB

AZIMUTH PATTERN



V/H - Port Pattern Azimuth 5.6 GHz

ELEVATION PATTERN



V/H - Port Pattern Elevation 5.6 GHz

GAIN

