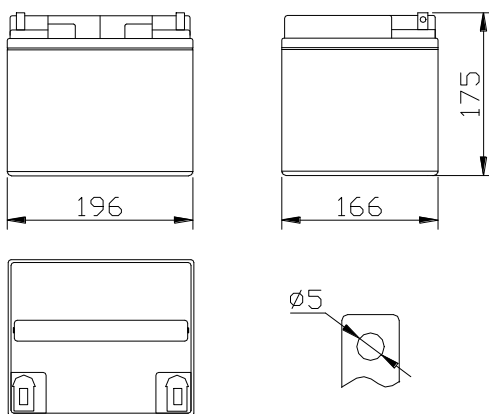


EXTRALINK BATTERY ACCUMULATOR VLRA 12V 40AH EX.9779

The battery is constructed by plates, separators, safety valves and container.
 Since the electrolyte is held by a glassmat separator and plates, the battery can use in any direction and position without leakage.

Outer Dimensions



Dimensions and Weight

Length (mm / inch)	196 / 7.72
Width (mm / inch)	166 / 6.54
Height (mm / inch)	175 / 6.89
Total Height (mm / inch)	175 / 6.89
Approx.Weight(Kg / lbs)	11.5/ 25.3

Performance Characteristics

Nominal Voltage	12V
Number of cell	6
Design Life	5 years
Nominal Capacity 77°F(25°C)	
20 hour rate(2.0A,10.5V)	40Ah
10 hour rate(3.5A,10.5V)	35Ah
5 hour rate (6.2A,10.5V)	31Ah
1 hour rate(25.0A,9.6V)	25Ah
Internal Resistance	
Fully Charged battery 77°F(25°C)	8mΩ
Self-Discharge	
3% of capacity declined per month at 20°C(average)	
Operation Temperature Range	
Discharge	-20~60°C
Charge	-10~60°C
Storage	-20~60°C
Max.Discharge Current 77°F(25°C)	400A(5s)
Short Circuit Current	630A

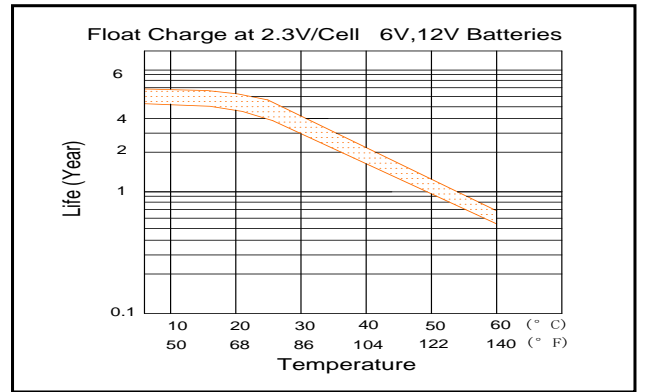
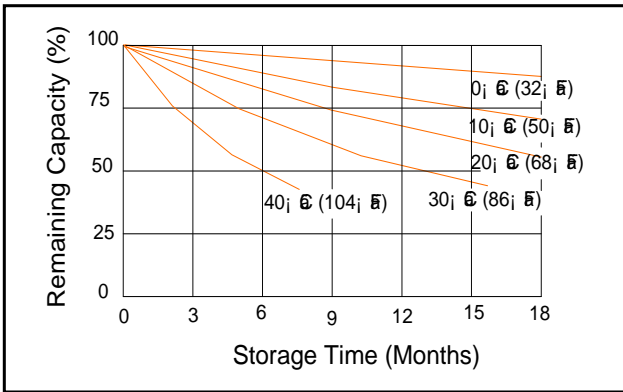
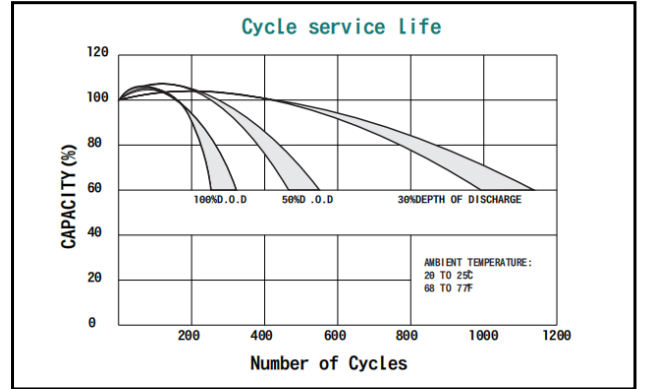
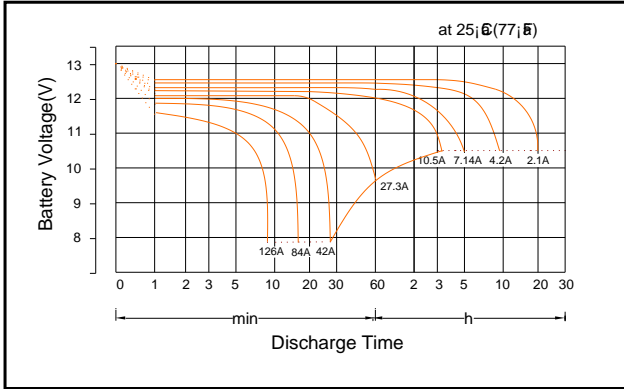
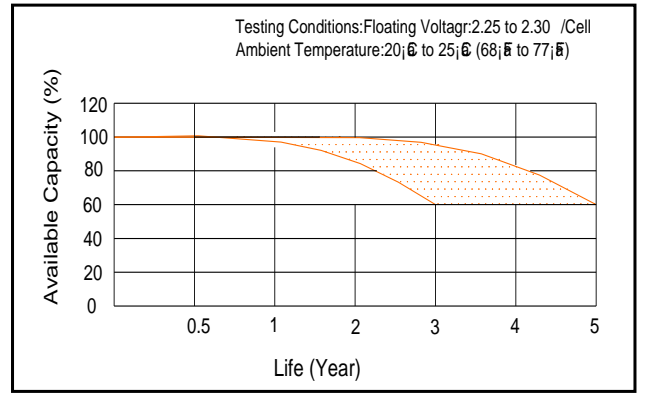
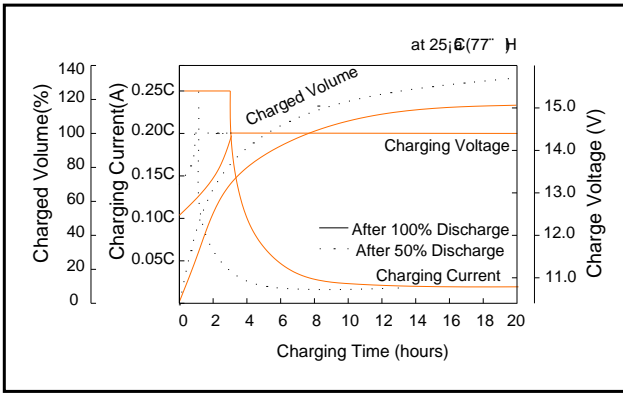
Battery Construction

COMPONENT	Positive plate	Negative plate	Container	Cover	Safety valve	Terminal	Separator	Electrolyte
RAW MATERIAL	Lead dioxide	Lead	ABS	ABS	Rubber	Copper	Fiberglass	Sulfuric acid

Charging Methods

Application	Charging method	Charging Voltage at 25° C	Temperature compensation coefficient of charging voltage	Max.charging current	Charging time 25°C(h)		Temp (° C)
					100% discharge	50% discharge	
For standby power source	Constant voltage & Constant Current Charging (with current restriction)	13.4-13.8V	-18 mV/° C	12.6A	24	20	0~40 (32~104° F)
For cycle service		14.5-15.0V	-30 mV/° C	12.6A	16	10	

*Temperature compensation of charging voltage is not needed when using the batteries within 15° C to 35° C range.



Discharge Constant Current (Amperes at 77°F/25°C)

F.V./Time	5min	10min	15min	30min	45min	1h	2h	3h	5h	8h	10h	20h
9.60V	147	118	84.0	48.3	34.5	25.0	14.7	10.6	6.23	4.75	3.54	2.04
9.90V	143	113	79.8	47.4	34.0	24.1	14.6	10.6	6.28	4.75	3.54	2.04
10.20V	134	105	75.6	46.2	33.6	23.9	14.5	10.5	6.24	4.71	3.50	2.00
10.50V	118	88.2	71.4	43.7	33.2	23.4	14.3	10.4	6.20	4.66	3.50	2.00
10.80V	105	75.6	67.2	37.8	32.7	23.1	13.8	10.1	6.05	4.66	3.43	2.06

Discharge Constant Power (Watts/cell at 77°F/25°C)

F.V./Time	5min	10min	15min	30min	45min	1h	2h	3h	5h	8h	10h	20h
9.60V	1608	1290	930	562	393	315	169	122	83.4	55.2	46.1	25.2
9.90V	1542	1236	876	542	388	310	169	122	82.8	54.9	45.9	25.2
10.20V	1464	1164	834	517	383	310	167	122	82.8	54.9	45.9	25.0
10.50V	1284	978	792	486	378	305	164	120	82.8	54.2	45.4	24.5
10.80V	1146	882	744	421	373	300	160	117	82.2	54.2	44.6	23.9