

cnPilot e430H Indoor

802.11ac Wave 2, Indoor Wall Plate



The Cambium Networks cnPilot™ e430H enterprise class indoor wall plate access point supporting 802.11ac Wave 2 standards based beamforming, is perfect for hotels and resorts, multi-dwelling units (MDUs) or just about any place indoor that needs a wall mounted AP with multiple Gig E ports to drive indoor Wi-Fi and wired port network access managed via portals.

CONTROLLER MANAGED + AUTONOMOUS

Managed by Cambium Networks' cnMaestro™ cloud controller or On-premises controller, the cnPilot e430H management includes:

- Zero touch onboarding • Inventory tracking
- Monitoring • Configuration • Dashboard views with alarms
- Mass upgrade • Troubleshooting
- Wireless and Wired port splash page guest portal

CONTROLLER-LESS ROAMING. POWERFUL SIMPLICITY

The e430H supports network wide seamless roaming for up to 1,000 clients. Host the hotspot portal on the AP for controller-less simplicity, or on cnMaestro for a powerful network wide portal.

MONETIZE: VOUCHERS. SOCIAL LOGIN

Monetize your Wi-Fi service: cnMaestro's guest access feature supports splash page hosting, social login and payment gateway for wired and wireless clients. Built-in power packed features available right on the controller. These features along with the ability to create time, rate and volume limited traffic profiles along with vouchers for temporary guest access makes the e430H ideal for hotels, coffee shops, campgrounds, and office guest Wi-Fi.

SERVICE AWARE WLANS. BETTER USER EXPERIENCE

Nothing is more frustrating than connecting to an AP, but not getting to the internet because the WAN link is down. When connection to a critical resource such as an external Gateway or AAA is down, the e430H monitors the uplink Gigabit interface for network outage. If an outage is detected, the impacted WLANS are disabled enabling client devices to select a neighboring AP.

WI-FI MESH. FLEXIBILITY

Indoor meshing across multiple e430Hs or indoor/outdoor meshing across the e430H indoor and an outdoor Cambium Networks APs (like the e500) offers a convenient way to easily expand Wi-Fi coverage without wires.

COVERAGE, CAPACITY. SPEED

The e430H packs strong transmit power and the flexible controls needed to control transmit power for high density deployments. Throughput management via airtime fairness, increased performance from automatic channel scanning (ACS), and higher client device speeds from band steering ensure your e430H network can adapt to the dynamics of ever changing client profiles.

HIGH DENSITY, HIGHLY AVAILABLE

A capacity of 256 max concurrent client associations, and 16 SSIDs, along with dual on-board Active/Standby memory banks ensure the e430H combines high density with high availability.

LOW TOTAL COST OF OPERATIONS (TCO) LICENSE FREE OPTION

All cnPilot access points offer total management flexibility. The e430H can be managed as a standalone access point, from an on-premises cnMaestro controller, or a cloud accessed cnMaestro account. cnPilot access points even support AutoPilot, allowing one access point to become a controller for a small network with all the advantages of a controller and none of the effort, time or cost.

ACCESSORIZE The e430H package comes with a single-gang wall mount bracket. Optional accessories also include dual gang wall bracket or a desktop stand for small room table top retail outlets or dorm rooms installs.

SPECIFICATIONS

802.11 CAPABILITIES

802.11AC 2x2:2:2, MIMO, MU-MIMO, VHT MCS rates, 256-QAM, HT20/40/80 MHz, Transmit Beam steering, Airtime Fairness Packet Aggregation (AMSDU, AMPDU) RIFS, STBC, LDPC, MIMO Power Save, MRC 802.11a/b/g/n/ac; 802.11h/d/r/u/w

ACCESS POINT SPECIFICATIONS

Operating RF Frequency	2.4 GHz to 2.4835 GHz 5.15 GHz – 5.875 GHz	Physical Environmental	147mm x 94mm x 34mm 390 g Kensington lock slot Tri color status LED OC - + 45C ambient op temp -20C - + 70C storage temperature 95% RH non-condensing
SSID Security	WPA2 (802.11i), WPA2 Enterprise (802.1x/EAP), WPA PSK, Open	Power	PoE In: 802.3at compliant. PSE port enabled PoE In: 802.3af compliant. PSE port enabled Auxiliary 48VDC input power, 2.5mm Typical: 9.6w Max: 25.5w at max duty with full load 802.3af compliant PSE port GE4
Max Phy Rate	2.4 GHz radio: 400 Mbps 5 GHz radio: 867 Mbps	Certifications	WiFi Alliance 80211a/b/g/n/ac, Passpoint 2.0 FCC, ETSI, CE, EN 60601-1-2, IEC60950, UL2043
BLE	Integrated BLE radio		
RJ45 Ports	Four IEEE Gigabit Ethernet auto sensing Two pass-through shielded ports		
Antenna	Integrated dual polarized, omni 3.57 dBi (2.4 GHz), 4.96 dBi (5 GHz)		
Max EIRP	2.4 GHz: 25.57 dBm 5 GHz: 25.96 dBm <i>EIRP may be limited by individual country regulation</i>		

WLAN AND NETWORK SPECIFICATIONS

Controller Mode	Controller-less standalone AutoPilot heterogeneous network Cloud managed cnMaestro On-premises cnMaestro VM	Fast Roaming	802.11r, OKC, Enhanced roaming
WLAN	256 clients, 16 SSIDs WPA-TKIP, WPA2 AES, 802.1x, 802.11i 802.11w PMF, client isolation	Mesh	Multi-hop, either band
Captive Portal	Hosted on cnMaestro Controller On-AP hosted guest portal Redirect to HTTP/RADIUS Server DNS logging	Channel Selection	autoTune: Manual, or automatic Selectable off-channel scan
Authentication	Hotspot 2.0/Passpoint 2.0 802.1x EAP-SIM/AKA, EAP-PEAP, EAP-TTLS, EAP-TLS MAC authentication to local database or external RADIUS	Auto TX Power	AutoRF: controller-less transmit power
Accounting	RADIUS accounting, multiple AAA	Network	NAT, NAT logging firewall, DHCP server L2, L3 or DNS based access control VLAN Pooling, RADIUS attribute VID VLAN per SSID per user
Scheduled W	On/off by day, week, time of day	Band Steer Load Balancer	Yes
Guest Access	Vouchers Rate Limit Splash page hosted on AP or cnMaestro Client isolation per SSID, per network	Tunnel	L2TP, L2oGRE, PPPoE
Data Limit	Client rate limit per SSID	Tools	Remote Packet capture Channel/noise/interference analyzer auto logging ZapD performance test tool rogue AP detection
Subscriber	WMM	Services	NTP Syslog SNMP traps DNS proxy auto-off on WAN failure
		API	RESTful management and statistics API Presence location APIs

THE e430H SOLUTION ARCHITECTURE VIEW

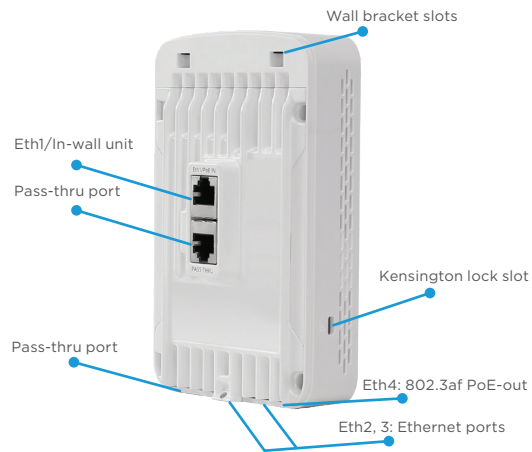


e430H - Radio unit and Accessories (optional)

e430H radio front facing




e430H radio rear facing




Optional Accessory: Desktop stand




Optional Accessory: Single gang bracket



Optional Accessory: Dual gang bracket



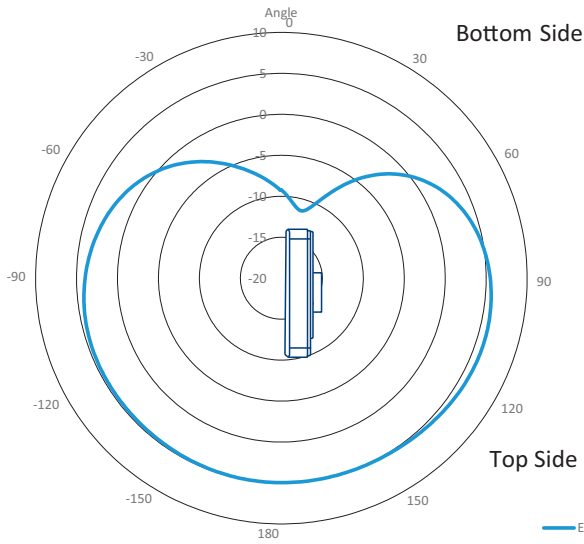
Optional Accessory: Generic wall bracket



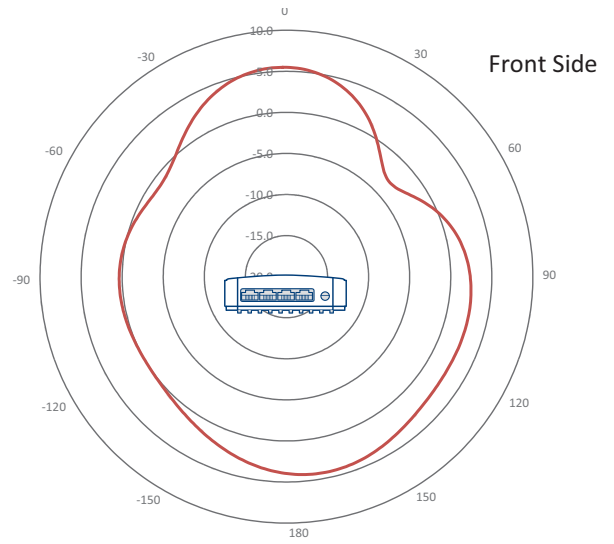
The e430H is designed to be powered by an external PoE injector. Alternatively, it may be powered by an external 48V/1A DC adaptor (sold separately). Other optional accessories are available for separate purchase

e430H Antenna Patterns

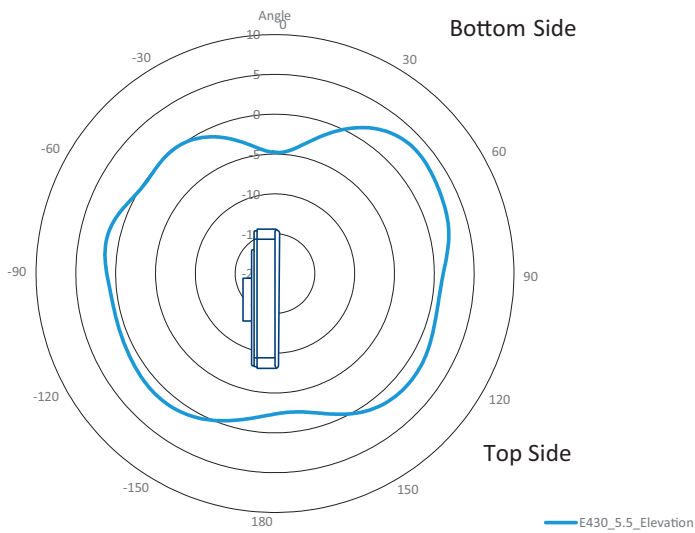
2.4 GHz Elevation



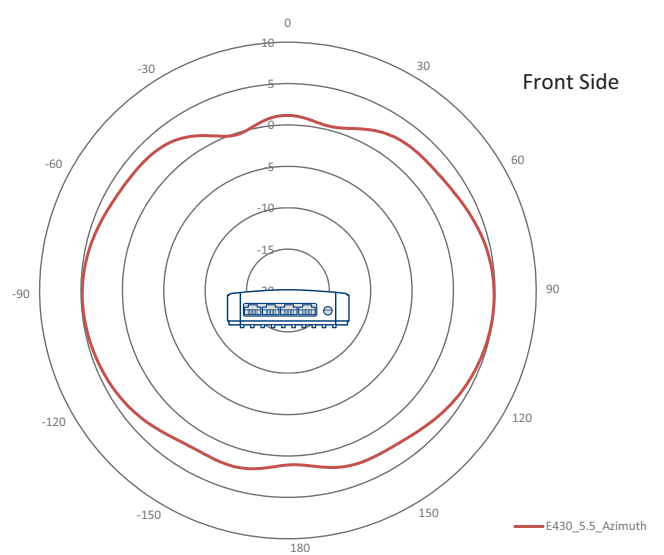
2.4 GHz Azimuth



5 GHz Elevation



5 GHz Azimuth



Regulatory Model Number (common to all sales part #s): REG-PL-E430H

Sales part #	Description
PL-E430H00A-US	cnPilot e430H Indoor (FCC) 802.11ac wave 2, Wall plate WLAN AP w/ single-gang wall bracket
PL-E430H00A-CA	cnPilot e430H Indoor (CA) 802.11ac wave 2, Wall Plate, WLAN AP w/single-gang wall bracket. Canada
PL-E430H00A-EU	cnPilot e430H Indoor (EU) 802.11ac wave 2, Wall plate WLAN AP w/ single-gang wall bracket
PL-E430H00A-RW	cnPilot e430H Indoor (ROW) 802.11ac wave 2, Wall plate WLAN AP w/ single-gang wall bracket
PL-E430H00A-IL	cnPilot e430H Indoor (Israel) 802.11ac wave 2, Wall plate WLAN AP w/ single-gang wall bracket

Discover more information on cnPilot WLAN solutions at: <http://community.cambiumnetworks.com/>